



November 2011

Evergreen News

**Evergreen Seniors Group
Presents:**



Christmas In November

Saturday, November 26th, 2011


10 a.m.—4 p.m.

EECA Hall (in the strip mall)



- Admission
- Coffee

**Come one, Come all,
Come early!**



- Baked Goods
- Crafts/Knitted Items
- Raffles
- Door Prize



**and
more!**

countryhillshomes.com

Please Welcome

Country Hills Homes' Newest Housing Consultant



Bonnie Bonogofski
Housing Consultant
Phone: 780.472.0082


Country Hills Home Sales Inc. wishes to welcome Bonnie Bonogofski to the Community of Evergreen as our newest Housing Consultant. Bonnie joined the Company at the beginning of this year and has already been able to establish a strong clientele base.

Bonnie believes that genuine quality service is a must when helping her clients find the perfect home.

To ensure your new home reflects your needs, stop by the Country Hills sales office and let Bonnie turn your dreams into reality.

Featured Home - 2 Evergreen Avenue

Please contact Bonnie for more information



Earn \$500 for Referring Qualified Buyers!



COUNTRY HILLS HOMES

Love it. Live it. Afford it.



Denise Criss, President

Edmonton Evergreen
Community Association

PRESIDENT'S CORNER

The Christmas season is soon approaching. Along with the season comes snow and cold. Let us make the best of it and get involved in winter sports. Send your kids to the skating rink to have fun get some exercise. We are looking for donations of skates and hockey sticks that are not being used. This will help suit up the kids that don't have any. If you have anything you

would like to donate please bring it to the Community League Office (beside the Seniors Centre) during business hours. We have every year had a Wednesday program run by the Youth Centre for the children of the community to have skating lessons. The kids enjoy this and get active. There are 15 – 25 kids every Wednesday on the ice for lessons. KEEP YOUR KIDS ACTIVE.

Don't forget

about our yearly Kids Christmas Party. It's on December 10th 2011. Sign up now to make sure Santa gets your kids a present. We always have so much fun at the Kids Christmas Party. Games, crafts, entertainment, pizza and presents. It's a BLAST.

Until next month

"Happiness is where we find it, but rarely where we seek it."

J. Petit Senn

EVERGREEN GARDEN CLUB NEWS

Greetings fellow gardeners! The first frost finally came. What a warm autumn we had. Now that the first frost has kissed the gardens, what should you do? Cut down any "perennials", plants that return from their roots year after year, to about 8-12". Pull out all your "annuals", like petunias, that will die over the winter. Till your soil by hand or with a roto-tiller. If it's hard, you can add some peat moss or compost to help it's composition. Put lots of leaves around the bases of your perennials to help insulate them over the winter. There are some bulbs, like dahlias, that must be stored inside over the winter. If

you're unsure about how to "winterize" any of your plants, ask an Evergreen Garden Club expert or contact a local greenhouse.

Our last meeting was on October 24th at the Community Hall. As of the print date of this newsletter, the meeting had not occurred, but The Garden Club was planning to provide members with some beautiful pumpkins to carve and a costume contest was announced as well. Look for the winners in December's newsletter!

Meetings of the Garden Club are from 6:30-8 on the 3rd Monday of the month, and the Evergreen Garden Club is always looking for

new members. Call Mary at 406-5710 for more information.

Our next meeting is on Monday, November 21st at 6:30pm at the Community Hall. This meeting will be a regular meeting followed by a garden-oriented "Movie Night". Members are invited to the Hall to enjoy the giant projector screen and some popcorn while expanding their gardening and plant knowledge. At this time the movie is still "To Be Announced". This is a wonderful meeting for you to drop in as a guest just to see what the Garden Club is all about, why don't you come by and say hello?



*"Join the club,
meet new
friends, share
a few laughs...
and go home
feeling good."*



Did you know that EECA bingo funds pay the rent and utilities on the Seniors Centre? See Denis to volunteer!

EVERGREEN SENIORS GROUP NEWS

Dates to Remember:

Nov 2 Meeting/Bingo

Nov 9 Smitty's (137 Ave/50 St) 6 p.m. for dinner/back to Seniors' Centre for Bingo

Nov 16 Bingo

Nov 23 Crib

Nov 30 Bingo

Remember: Evergreen Seniors Centre is open to all residents of Evergreen aged 55 or over. Join us for coffee any weekday morning. Or check out our crafters and sewers on Tuesday & Thursday afternoon at 1.

Make sure you attend the annual Christmas in November event at the EECA hall on Sat, Nov 26!

Time to start thinking about families in Evergreen who would benefit from receiving a Christmas hamper this year. If anyone comes to mind, please let the Seniors Group know.

Membership in EECA is required to join the Seniors Group, along with a nominal membership fee.

Wudang Taichi
and health exercises
Tuesdays 6:45 to 7:45 p.m

EECA Hall

COST: FREE (with EECA membership) Teacher: Karen

Student age restrictions: 13 and older (please note that any student under 18 will need a parent consent form signed)



COME AND LEARN!

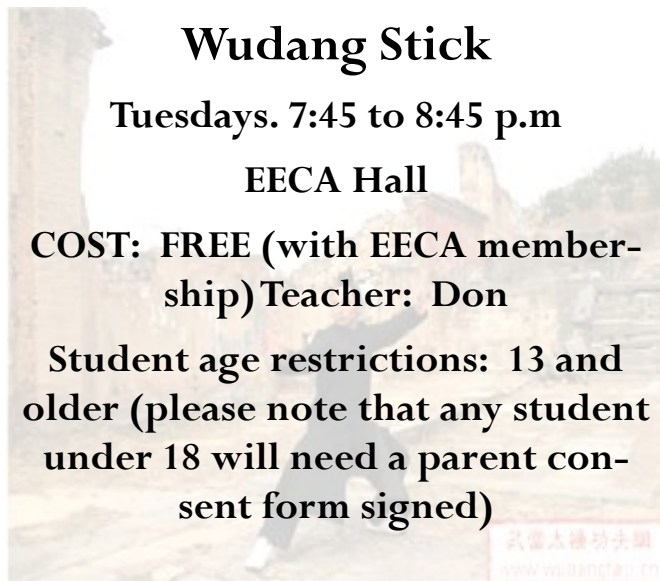
Wudang Stick

Tuesdays. 7:45 to 8:45 p.m

EECA Hall

COST: FREE (with EECA membership) Teacher: Don

Student age restrictions: 13 and older (please note that any student under 18 will need a parent consent form signed)



2011 KIDS CHRISTMAS PARTY



Call Alice at 780-473-3535 to sign your kids (age 12 and under) up for the Annual EECA/TAFEY Kids' Christmas Party slated for Saturday, December 10th, 2011 from noon to 3 p.m. at the EECA hall.

Games, crafts, entertainment,

a pizza lunch and a visit from you know who!!!

Volunteers needed to help man the craft and game areas. Please call Alice to volunteer to help out.

Current membership in either EECA or TAFEY is required. Memberships available at the Community League office or the Youth Centre.

Please note: If your child is signed up but does not attend the party his/her gift will be donated to Santa's Anonymous.

Rene's Painting & Decorating Ltd.

For Free Estimate Call:

780-475-0096

Or

780-910-0546



- Residential
- Paper Hanging
- Professional
- Expert with 40 yrs paint experience
- Interior & Exterior mobile homes

Edmonton Evergreen Community Association Bingo Dates:

- 20 November- Kensington AM
- 1 December—Fort Road AM/PM



Call 473-6962 to help
Denis with EECA

Call 413-8248 to help
Al with tafey

The Association for Evergreen Youth Bingo Dates: none



Tom's Computers
Laptop & PC Repairs
Starting at \$30 (ex. parts)
Phone: (780) 628-3501
Email: contact@tomscomputers.ca
<http://tomscomputers.ca>



Looking for Teen
knitters, or Wanna Bees.

As part of the Youth Program, I would like the opportunity to teach a budding group of young people how to knit, or to inspire new creative projects. Let Alice know if you'd be interested for this type of activity in the fall or winter.

Diamond Heating & Air Conditioning

Furnace Replacements/ Air Conditioning Parts &
Service

Coleman, Intertherm, Miller, Beach & more...

We carry most **parts on hand** so if your furnace goes down, we will get your furnace fixed right away!

Specializing in mobile homes

DIAMOND HEATING & AIR CONDITIONING LTD.

RYAN KEANE

Ph: (780) 929-2422

♦ Furnace Replacements

♦ Air Conditioning

♦ Sales, Service & Installation

♦ Residential & Commercial


www.diamondheating.com

info@diamondheating.com



780-929-2422

SOLO Towing



**Free Removal of
Unwanted Vehicles
City Wide and
Surrounding Area**

**WHEEL LIFT • WINCHING
BOOSTING • DOLLIES**

780.952.1820

Chris Knudson



Clips And Dips Grooming
Certified Groomer

Owner—Linda Gergley



3411—105 Ave

Edmonton, AB

T5W 0B6

Phone: (780)477-1990

Specializes in Medium
and Smaller Breeds

Also Breeder of CKC

Bichon Frise



Emergency
Medical
Services

Yielding to emergency vehicles

Time is the enemy in any emergency. You can help police, fire and EMS get to the scene quickly and safely by following the rules of the road. It's important for motorists to understand how to safely yield right of way to emergency vehicles with lights and siren activated so that everyone stays safe.

What to do when an emergency vehicle approaches with lights and siren activated

- If you're in the middle of an intersection when an emergency vehicle approaches with lights and siren activated, clear the intersection.
- On a one or two lane road, motorists should move to the right side of the road and stop. Remember to signal.
- On a road with three or more lanes, motorists should move to the nearest side of the road and stop. If driving in the centre lane, move to the right side of the road and stop. Remember to signal.
- Come to a complete stop and wait for the emergency vehicle to pass. Shoulder check for more emergency vehicles (there is often more than one) before re-entering traffic flow. Remember to signal.
- Remember, emergency vehicles may need to use any available road space to maneuver. This may include the use of shoulders and left hand turning lanes to pass other traffic.

While driving on the road

- Drive defensively at all times. Be attentive to sirens of emergency vehicles and be prepared to yield the right of way.
- It is the law for motorists to slow down to at least 60 km/hour (unless a lower speed is posted) when driving in the lane next to where an emergency vehicle is stopped.
- Do not break the rules of the road in order to give right of way to an emergency vehicle. This could include proceeding through a red light or making an illegal turn. Actions such as these jeopardize all motorists in the area.
- Do not drive on or block the shoulder of highways if emergency vehicles require it for access. Instead, wait for the emergency vehicle to pass before merging safely back in to the flow of traffic.
- Always leave plenty of space between your vehicle and an emergency vehicle in case it should stop suddenly.

www.albertahealthservices.ca

Youth Night

Clareview Recreation Centre

The Clareview Youth Night has been going since mid May and the reports thus far are excellent! Jenn, the primary leader is "awesome."

The youth are excited to have a program so close to home so keep on coming!

If you are between the ages of 12 to 17 and want something fun to do on Friday nights, please join us!

Brought to you by BG Bigs, Edmonton Public Library, YMCA, Bethel Church, REACH, City of Edmonton, Association for Evergreen Youth and the Family Centre

Check us out on Facebook
"Clareview Youth" at

<http://www.facebook.com/groups/176683519022821/>

"The drumming workshop was AWESOME!!!! Can we do it again?"

"You feed us!"

"It's cool that we have a place to hang out"

Every Friday
Night

4:15 to 8:00
p.m.

3804-139
Avenue

All youth
welcome



November 2011

Evergreen Youth Express

Willow River Evergreen Karate Club

Classes led by Ryan Haywood, a 2nd degree black belt, Mondays from 6—9 p.m. and Saturdays from 9 a.m.—2 p.m. Spaces available & more classes can be added. Call 413-8248 for details.

EVERGREEN YOUTH CENTRE,
WORKING HARD TO MEET THE
NEEDS OF CHILDREN AND
YOUTH IN EVERGREEN AGES 6—
17 YEARS

The Association for Evergreen Youth




To our youth group members who planned and put on our Family Movie Walk In (not without it's technical difficulties) and our Kids Halloween Party! Amazing effort gang! We're proud of you. Thanks for giving back!

KID ZONE PROGRAMS (AGES 6—11 YEARS)

Kid Zone: Monday, Tuesday, and Friday 3:30—6 p.m. & Thursday 2:30—6 p.m.

Homework Help: Tuesday & Thursday 4—5 p.m.

Play Rangers: Wednesdays 3:30—6 p.m.



Evergreen Play Rangers

Every Wednesday in November meet at the Youth Centre and walk with City of Edmonton Outdoor Pursuits staff to our very own ravine to learn new and exciting outdoor skills. Learn about the great outdoors with plenty of fun and games!

Program runs rain or shine (may be cancelled in the case of extreme weather). For more info or to register see Alice at the Youth Centre.

Time: 3:30—5:30

Cost: FREE

YOUTH ZONE PROGRAMS (AGES 12—17 YEARS)

Girl Zone: Tuesday 6—9 p.m.

YEP: Thursday 6—8 p.m.

Homework Help:
Tuesday & Thursday
5—6

Clareview Youth Group
(at Clareview Rec Centre): 4—8 p.m.

Guitar Lessons: Friday
6—8 p.m.

Youth Zone: Saturday
3—10 p.m.

Evergreen Youth Guitar Lessons


Ages 12 -17

Rob Brinton—instructor
Must have your own guitar
\$3 per week program fee
Friday 6—8 p.m.



November 2011

Sun Mon Tue Wed Thu Fri Sat

		1 Kid Zone YEP	2 Play Rangers	3 Kid Zone Girl Zone	4 Kid Zone Guitar Lessons	5 Karate Youth Zone
6 Youth Centre Closed	7 Kid Zone Karate	8 Kid Zone YEP	9 Play Rangers	10 Kid Zone Girl Zone	11 Youth Centre Closed	12 Karate Youth Zone
13 Youth Centre Closed	14 Kid Zone Karate	15 Kid Zone YEP	16 Play Rangers	17 Kid Zone Girl Zone	18 Kid Zone Guitar Lessons	19 Karate Youth Zone
20 Youth Centre Closed	21 Kid Zone Karate	22 Kid Zone YEP	23 Play Rangers	24 Kid Zone Girl Zone	25 Kid Zone Guitar Lessons	26 Karate Youth Zone
27 Youth Centre Closed	28 Kid Zone Karate	29 Kid Zone YEP	30 Play Rangers	Subject to Change Call 780-413-8248 For more info on any of our programs		

How to Deal With Speeders in a Private Community

Speeders can be reported to police.

Speeding drivers are a dangerous nuisance in our community, and dealing with them swiftly and properly can help ensure the problem doesn't escalate. You can report speeders in a private community or residential neighborhood by calling a police hot line and letting officials know there are drivers in the area that are driving at a dangerous speed. You can even take down the driver's license plate number to ensure the police can correctly identify the speeder.

Instructions

1. Write down the license plate number of a speeding car as soon as you see it.
2. Call your local police department and tell the officer

on the line you want to report a speeding driver in a community. The officer will direct you to the right person to relate the incident.

3. Give the officer a detailed description of the car and driver as well as the tag number.
4. Ask for a community relations officer to get in touch with the speeding driver once he has been identified. A community relations officer deals with problems within a community.
5. Continue to monitor your community streets to see if the speeding problem goes down. If it does not, con-

sider starting a community watch group with your neighbors to help cut down the problem.

Tips & Warnings

- Keep a pen and paper on your person if you know there are speeders around your neighborhood and you want to write down their license plate number.
- Don't reach out to the speeder yourself, as this may result in an altercation.



SPEEDING
DRIVERS ARE A
DANGEROUS

DeeDee & Jesse's Family Hair Care

Complete Family Hair Care /Esthetics

Jesse and DeeDee have recently opened up a family oriented salon which is located on the North East side of Edmonton in the Evergreen Community Park. They care about the people and their needs, and therefore are offering affordable services to families and seniors in the community and surrounding areas. Bringing 18 years of experience in the Beauty/ Barbering Industry, and offering Esthetics services to the community, DeeDee and Jesse are confident that they can satisfy all of their customer's needs. "We offer up to date Techniques in Custom Cutting, Perms, Colors, Foiling, Hair Painting, Waxing, and Nails ,etc."



"Bring the family over for a complete make-over!"

DeeDee & Jesse's Family Hair Care

722 Evergreen Community Park NW
Edmonton AB , T5Y 4M2
Taking Appointments And Walk Ins Are Welcome
(780) 476 6030 ask for DeeDee

Evergreen Recipe Corner

If you have a special recipe you would like to share please feel free and we will post it onto our new Recipe corner. Just email to eeeca@shaw.ca or drop it off to Ann at the Community office by the 20th.

Sheri's Modified Moist Banana Bread

My mother's been using this recipe for years, with excellent results. I've reduced the fat content and upped the fibre, it still worked.

- 2 cups Whole Wheat Flour
- 1 1/2 tsp Baking powder
- 1/2 tsp salt
- 1/2 tsp Baking Soda
- 1/4 tsp Nutmeg

Combine all dry ingredients in a bowl and set to the side. In a blender combine:

- 2 eggs
- 1/2 cup Apple Sauce
- 2 T plain Yogurt
- 1 1/4 inch slice of lemon, peel and seeds removed
- 1/2 cup sugar

Process until smooth. Add 3 medium cut up bananas. Process again until smooth. Add 1 cup of nuts if wanted and pulse to just mix.

Pour the wet ingredients into the bowl of dry ingredients and mix just until flour is moist. Pour into a grease loaf pan.

Bake at 350 degrees until the top is springy and an inserted tooth pick comes out clean. (About 45-50 minutes.) Let cool slightly and enjoy warm. Mmmmm



EVERGREEN NEWS CLASSIFIEDS

FOR SALE:

LAMPS WITH SHADES

\$ 25.00 EACH OR 2/\$ 40.00

SUNFIRE

2 DR, AUTO NEW TIRES,
BATTERY LOW MILEAGE
\$ 5,000.00 OBO

2003 GRAND CARAVAN

LOADED, SEATS 6 NEW
TIRES \$ 6,000.00

Call: 780-457-6893 OR 780-
915-6600



Call 780-473-3535 by
Nov 20th to have your
ad included here in
Dec edition of Ever-
green News!



Is your vehicle ready for the winter? Time to come in and have it checked. Keeping your vehicle tuned up is a good way to save money at the pump and prevent costly repairs down the road.

New car warranty approved products

We do tire repair and we have
new tires available if yours cannot
be repaired

We service most cars and trucks

Member of the BBB in good
standing

Ph: 780-472-9959 to book an
appointment



10 WINTER CAR CARE TIPS

1. Check oil: Oil cleans grit from your engine that would otherwise shorten its life.

"Many vehicles require an oil change at the 5,000- or 6,000-kilometre mark," says Randy Loyk, technical services manager with AMA Automotive Services, "but it's all over the map." Your owner's manual will tell you when it's time. Check your oil for winter.

2. Top up coolant: Coolant stops a running engine from overheating and, in the cold, from freezing up. Manufacturers' guidelines vary widely, so check your manual, check your levels and top up if necessary.

3. Test lights: As part of regular maintenance, most shops will check headlights, brake lights, driving lights, fog lights and high beams. Since lights are critical in the dark of winter, check them yourself regularly, too. Fix a broken one before its counterpart on the other side gives out.

4. Fix nicks and chips: "Cold weather makes a vehicle's body rigid, causing glass to flex," says Loyk. Temperature fluctuations from repeatedly defrosting an icy windshield and entering a heated garage can cause glass to expand and contract, exacerbating chips and cracks. Fix them while they're small.

5. Change to winter tires : "Especially for rural driving, we recommend winter tires," Loyk says. If you opt for the added safety that winter tires bring, put them on before the snow starts to fall.

6. Check tire alignment and air pressure: Look for a sticker, usually on the driver's side door jamb, to find your vehicle's recommended tire air pressure. Check the pressure in your tires often - it drops with the temperature. Align the wheels when you change tires, or if you notice uneven wear.

7. Switch wiper blades: Start

the winter season with fresh wipers, opting for winter blades (keep them in top form by scraping your windshield regularly). Drain your wiper fluid reservoir and fill it with the cold-weather variety.

8. Test battery: Batteries have a three- to five-year lifespan. Most maintenance packages include a battery test, and some instant lube shops also offer them, Loyk says. If you need to buy a new battery this autumn, look for one with a high cold-cranking amp (CCA) rating. This refers to the number of amps your battery supplies the engine for 30 seconds at -18 C before voltage decreases.

9. Start plugging in : Check your block heater and pull your heater cord out. "Start plugging it in at -15 C," says Loyk. Even if your car starts reliably at any temperature, you're accelerating wear on the engine if you don't plug in.

Top Tip

"Change your oil to a winter-grade synthetic. It will help your car start with greater ease in colder temperatures and cause less wear on the engine." Randy Loyk, technical services manager, AMA Automotive Services

10. Pack an emergency road kit: Whether purchased pre-packaged or assembled at home, your kit should contain a shovel, candles, a flashlight, fresh batteries, top-quality booster cables, grip gloves, a multi-tool, reflective pylons, a toque and a blanket.



THE ASSOCIATION FOR
EVERGREEN YOUTH

31 Evergreen Park NW
Edmonton, AB T5Y 4M2

Phone: 780-473-6962

Fax: 780-472-1506

E-mail: eeeca@shaw.ca

To advertise in this publication contact the editor
at tafey@shaw.ca by the 20th of the month pre-
ceding when you want your ad published.

- Business Card Size \$15
 - 1/4 page \$25
 - 1/2 page \$50
 - Full Page \$100
- All sizes approximate.



31 Evergreen Park NW
Edmonton, AB T5Y 4M2

Phone: 780-473-6962

Fax: 780-472-1506

E-mail: eeeca@shaw.ca



Lest We Forget.....November 11, 2011
(11/11/11)

We specialize in Mobile Home Furnaces and Air Conditioning

Servicing all major brands including
COLEMAN, INTERTHERM, MILLER & BEACH

FURNACE PROBLEMS?


NO WORRIES...

24 Hour Emergency Service



**GLOBAL
HEATING
SERVICES**

*Air Conditioning?
No Problems...
Call us!*



- Furnace Replacement
- Furnace Repair
- **Schedule Service Plan**
- Humidifier
- Air Cleaner
- Thermostat
- **Air Conditioning**

(780) 449-4761

glbhtg@yahoo.com

FURNACE & AIR CONDITIONING SPECIALISTS.

We offer prompt courteous service and we
warranty all of our work.

****IMPORTANT NOTICE****

****COLEMAN FURNACE OWN-
ERS****

COLEMAN SAFETY RECALL

If your Coleman Furnace models beginning with "DGAT"
visit:





<http://www.dgatprogram.com/> and call (780) 449-4761

We handle and process the Coleman DGAT safety recall. No charge to
homeowner.

VISA

MASTERCARD

NOVEMBER 2011

Sun	Mon	Tue	Wed	Thu	Fri	Sat
		1 Tai Chi Seniors Crafts	2 Tots Seniors Meeting/ Bingo Darts	3 Crib Seniors Crafts	4	5
6	7	8 Tai Chi Seniors Crafts	9 Tots Seniors <i>Smash</i> for Supper Darts	10 Crib Seniors Crafts 	11 	12
13	14	15 Tai Chi Seniors Crafts	16 Tots Seniors Bingo Darts	17 Crib Seniors Crafts	18	19
20	21 Garden Club Meeting 	22 Tai Chi Seniors Crafts	23 Tots Seniors Crib Darts 	24 Crib Seniors Crafts	25	26 Seniors Xmas in Nov Event
27	28	29 Tai Chi Seniors Crafts	30 Tots Seniors Bingo Darts			